

Scaled data based on original data using
LM-79-08 Approved Method: Electrical and Photometric Measurements of Solid-
State Lighting Products

Test Report Prepared for
Cooper Lighting Solutions
(formerly Eaton)

Brand: McGRAW-EDISON

Report Number: P385912

Luminaire Tested: **GWC-SA1C-730-U-SL4-HSS**

Issue Date: 3/3/2020

Test Information

Test Method: LM-79-08
Report Number: P385912
TEST IS SCALED FROM IESNA LM-79-08 TEST DATA (G2-1903-205-25)
Test Lab: INNOVATION CENTER
Issue Date: 3/3/2020
Manufacturer: COOPER LIGHTING SOLUTIONS (FORMERLY EATON)
Product Line: MCGRAW-EDISON
Catalog Number: GWC-SA1C-730-U-SL4-HSS
Description: GALLEON WALL LUMINAIRE
(1) 70 CRI, 3000K, 1050mA LIGHTSQUARE WITH 16 LEDS AND TYPE IV SPILL
LIGHT ELIMINATOR OPTICS WITH HOUSE SIDE SHIELD
Light Source: -
Ballast/Driver: ELECTRONIC DRIVER

Summary

Lumens per Lamp: N/A
Luminaire Lumens: 5584 lumens
Efficiency: N/A
Efficacy: 94.6 lumens/watt
Luminous Opening: Rectangular (W 0.5' x L: 0.5' x H: 0')
IES Classification: Type IV - Short
BUG Rating: B1 - U0 - G2

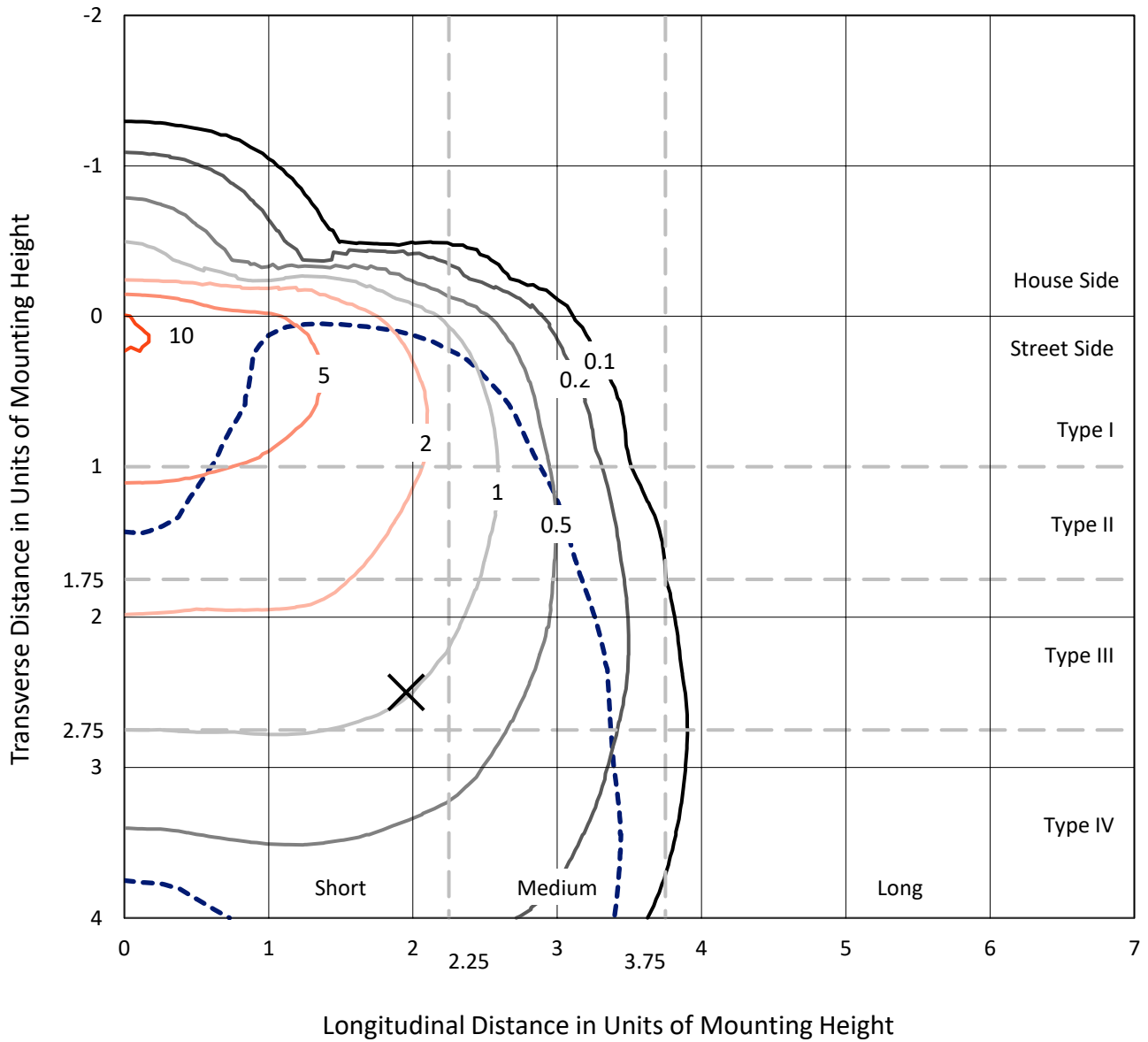
Input Watts (W): 59
Input Voltage (V): NR
Input Current (Ain): NR
Voltage Rise (V): NR
Power Factor: NR
Total Harmonic Distortion (THDi): NR
Frequency (hertz): 60
Stabilization Time: NR
Operation Time: NR
Ambient Temperature (°C): NR
Test Distance: 24 FT



REPORT NUMBER: P385912
 CATALOG NUMBER: GWC-SA1C-730-U-SL4-HSS

Iso-Footcandle Lines of Horizontal Illumination

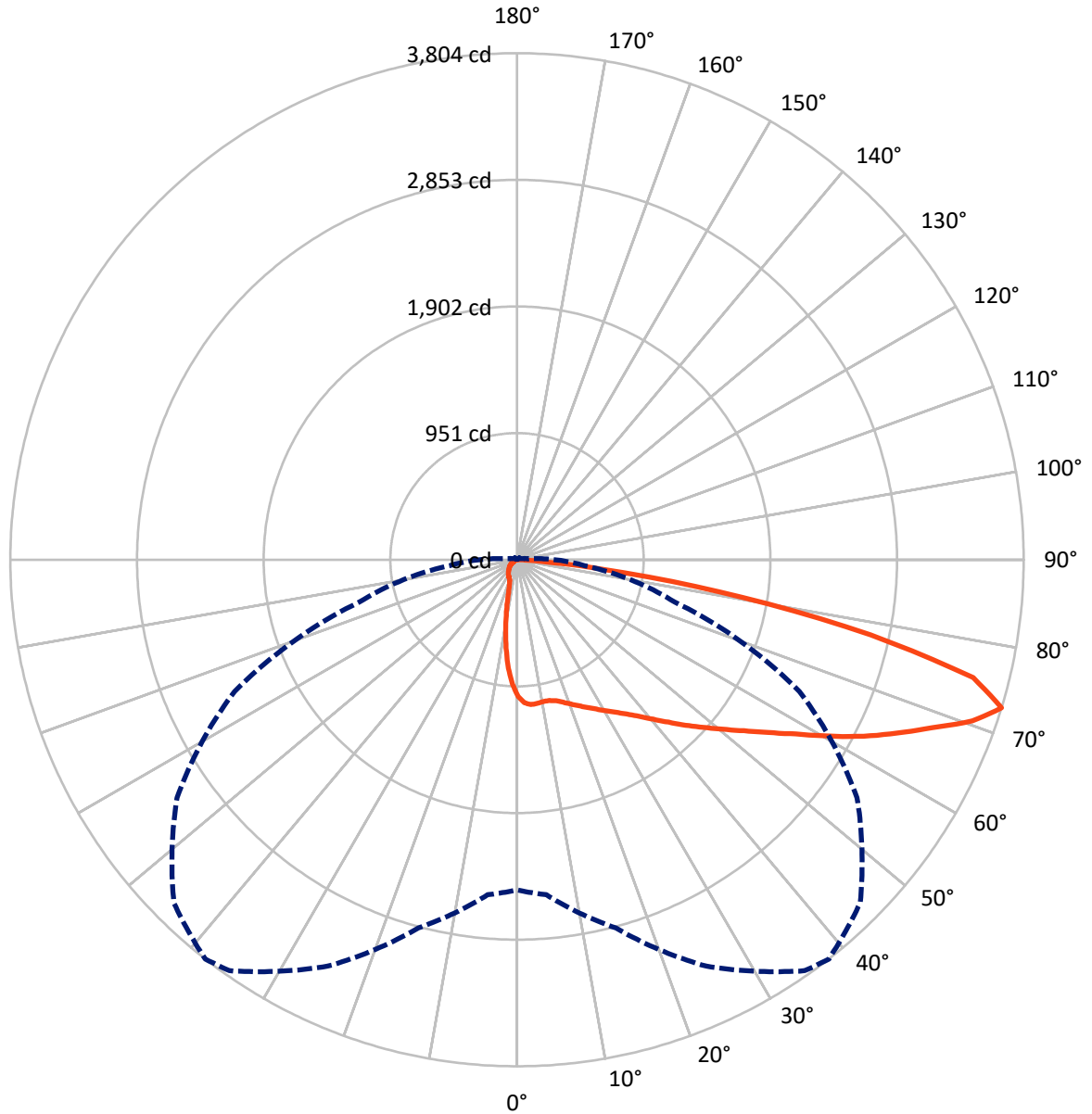
✕ Max cd
 - - - 1/2 Max cd



Based on 10 foot mounting height. Maximum calculated value = 10.8 fc
 Type IV - Short - N/A

REPORT NUMBER: P385912
CATALOG NUMBER: GWC-SA1C-730-U-SL4-HSS

Luminous Intensity Polar Plot



— Vertical Plane Through 38-Deg Lateral - - - Horizontal Cone Through 72.5-Deg Vertical

REPORT NUMBER: P385912

CATALOG NUMBER: GWC-SA1C-730-U-SL4-HSS

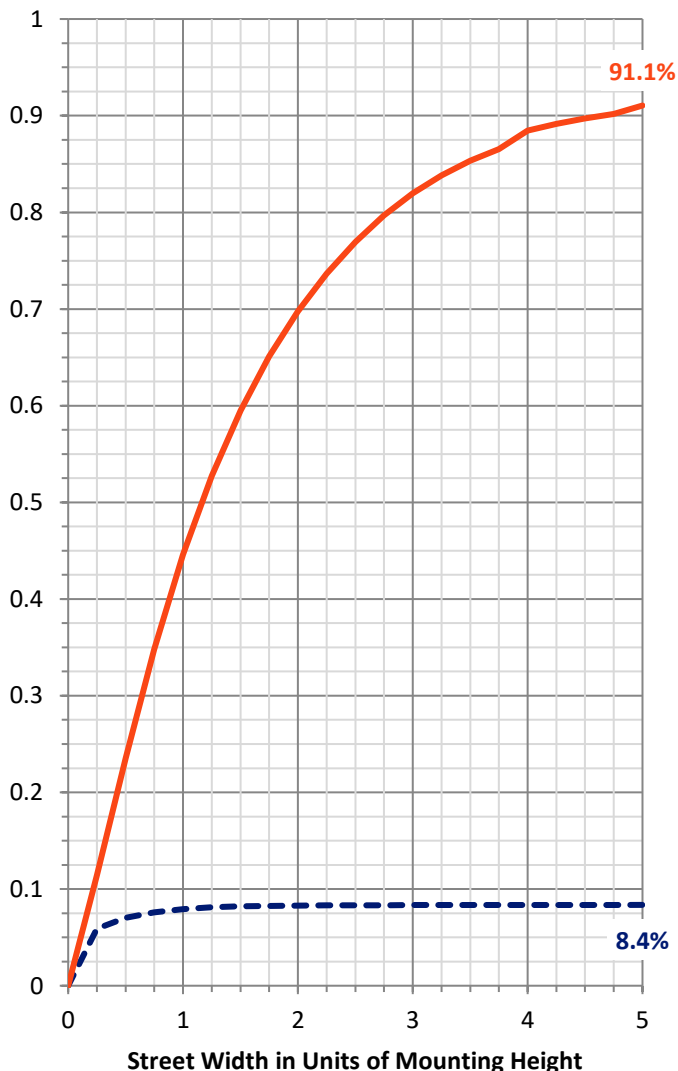
FLUX DISTRIBUTION:

		Downward	Upward	Total
House Side	Lumens	469.9	0.0	469.9
	% Fixture	8.4	0.0	8.4
Street Side	Lumens	5114.1	0.0	5114.1
	% Fixture	91.6	0.0	91.6
Total	Lumens	5584.0	0.0	5584.0
	% Fixture	100.0	0.0	100.0

ZONAL LUMENS:

Zone	Lumens	% Fixture
0°-10°	87.5	1.6
10°-20°	214.0	3.8
20°-30°	340.3	6.1
30°-40°	511.7	9.2
40°-50°	780.6	14.0
50°-60°	1103.2	19.8
60°-70°	1383.8	24.8
70°-80°	1034.7	18.5
80°-90°	128.3	2.3
90°-100°	0.0	0.0
100°-110°	0.0	0.0
110°-120°	0.0	0.0
120°-130°	0.0	0.0
130°-140°	0.0	0.0
140°-150°	0.0	0.0
150°-160°	0.0	0.0
160°-170°	0.0	0.0
170°-180°	0.0	0.0
0°-90°	5584.0	100.0
0°-180°	5584.0	100.0

Coefficient of Utilization



REPORT NUMBER: P385912

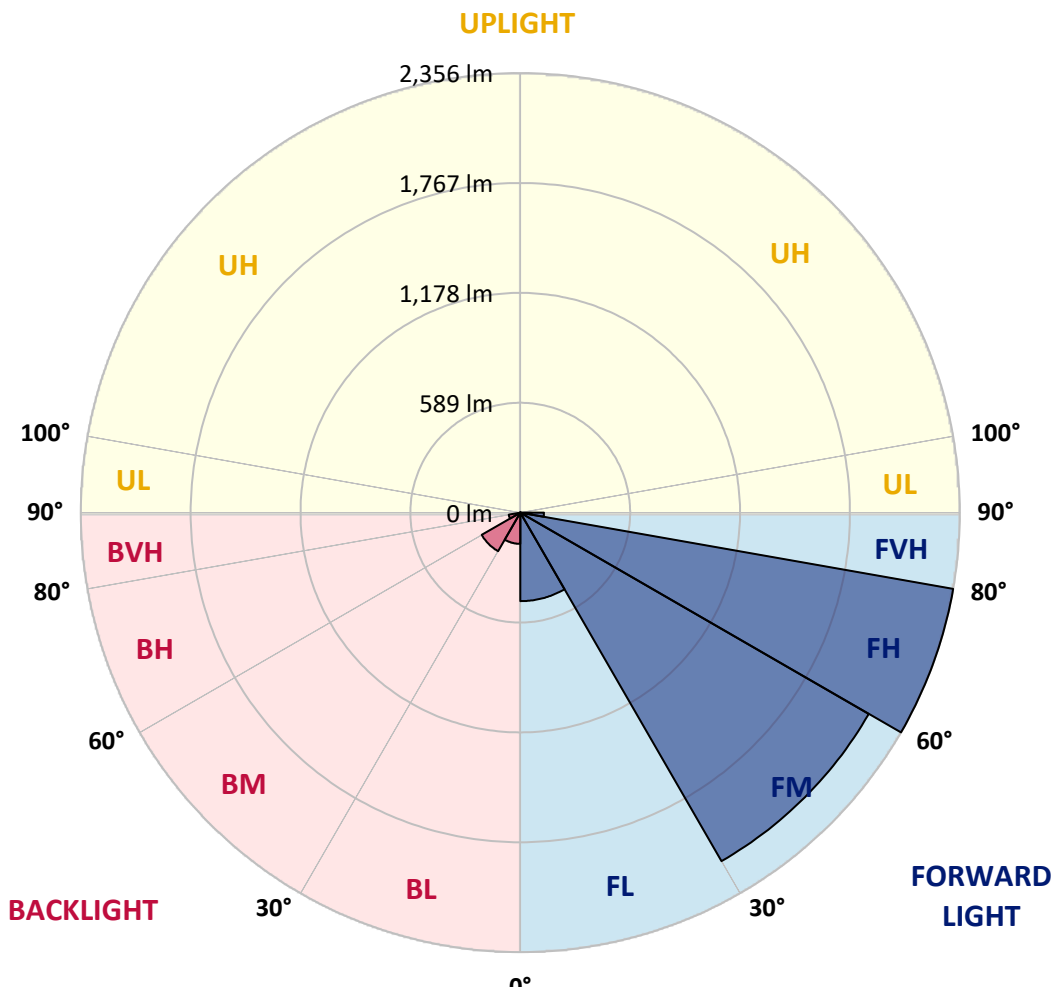
CATALOG NUMBER: GWC-SA1C-730-U-SL4-HSS

LUMINAIRE CLASSIFICATION SYSTEM LUMEN TABLE AND BUG RATING:

Zone	Lumens	% Fixture	Zone Rating/Lumen Limit		
			B	U	G
FL (0°-30°)	474.5	8.5			
FM (30°-60°)	2156.8	38.6			
FH (60°-80°)	2355.7	42.2			G2/5000
FVH (80°-90°)	127.1	2.3			G2/225
BL (0°-30°)	167.3	3.0	B1/500		
BM (30°-60°)	238.6	4.3	B1/1000		
BH (60°-80°)	62.8	1.1	B0/110		G0/110
BVH (80°-90°)	1.2	0.0			G0/10
UL (90°-100°)	0.0	0.0		U0/0	
UH (100°-180°)	0.0	0.0		U0/0	

BUG Rating: B1-U0-G2

Type IV Short





REPORT NUMBER: P385912

CATALOG NUMBER: GWC-SA1C-730-U-SL4-HSS

CANDELA DISTRIBUTION (FULL):

	0°	5°	15°	25°	35°	38°	45°	55°	65°	75°	85°
0°	1026.9	1026.9	1026.9	1026.9	1026.9	1026.9	1026.9	1026.9	1026.9	1026.9	1026.9
2.5°	1090.0	1090.2	1087.6	1083.5	1078.1	1075.3	1070.7	1063.3	1055.4	1041.3	1026.0
5°	1112.2	1112.2	1109.0	1103.4	1094.8	1092.3	1083.5	1071.6	1055.4	1032.4	1006.7
7.5°	1109.9	1110.4	1106.0	1100.2	1091.6	1089.3	1078.6	1065.4	1045.2	1017.4	984.4
10°	1097.8	1099.0	1095.5	1092.7	1084.9	1082.3	1072.3	1059.1	1038.9	1009.3	971.5
12.5°	1085.6	1086.7	1087.9	1090.4	1085.6	1084.6	1076.7	1065.6	1046.4	1015.5	972.8
15°	1077.7	1080.0	1088.3	1098.3	1099.5	1098.5	1093.4	1083.0	1063.5	1031.5	982.8
17.5°	1077.7	1081.4	1098.8	1117.8	1124.5	1125.2	1120.8	1106.2	1083.0	1048.7	992.1
20°	1086.7	1091.8	1118.9	1145.8	1157.0	1157.0	1148.4	1128.0	1100.9	1064.2	998.4
22.5°	1109.9	1116.6	1150.7	1181.8	1193.6	1191.1	1179.5	1149.8	1119.4	1081.8	1006.2
25°	1155.6	1160.7	1196.2	1227.5	1234.7	1228.9	1214.3	1176.2	1143.1	1105.7	1020.6
27.5°	1214.5	1215.2	1251.8	1278.3	1273.9	1269.9	1251.6	1209.4	1177.2	1139.8	1045.4
30°	1279.2	1279.2	1311.4	1331.6	1318.2	1314.9	1296.6	1249.5	1220.8	1186.2	1080.7
32.5°	1341.8	1344.6	1370.8	1383.6	1368.5	1365.2	1347.4	1300.3	1278.7	1256.9	1135.6
35°	1402.3	1404.4	1429.2	1436.2	1421.8	1422.7	1410.0	1370.1	1362.0	1359.2	1218.4
37.5°	1461.0	1461.5	1486.7	1491.2	1484.0	1491.9	1493.0	1457.8	1472.8	1495.3	1335.1
40°	1514.6	1515.0	1540.1	1551.5	1563.7	1573.9	1583.0	1564.2	1614.1	1666.2	1474.0
42.5°	1557.5	1562.3	1594.1	1615.7	1648.2	1667.6	1692.2	1691.3	1782.2	1860.6	1641.9
45°	1595.3	1603.6	1647.9	1685.7	1741.4	1772.5	1811.0	1841.1	1971.4	2076.9	1811.9
47.5°	1645.1	1653.0	1703.6	1765.5	1839.7	1880.5	1944.3	2009.5	2179.5	2289.4	1977.9
50°	1715.4	1711.9	1761.8	1850.6	1945.9	1999.5	2090.4	2188.0	2385.8	2474.4	2075.6
52.5°	1790.3	1788.9	1825.8	1943.1	2071.2	2133.8	2253.9	2372.6	2583.2	2602.0	2120.3
55°	1883.1	1873.1	1904.2	2048.7	2219.8	2287.1	2428.5	2555.4	2740.4	2673.9	2142.8
57.5°	1980.2	1963.8	1993.5	2166.2	2387.5	2467.0	2621.9	2733.5	2845.0	2723.0	2142.6
60°	2080.7	2061.2	2096.4	2313.3	2595.7	2687.8	2831.6	2853.8	2942.7	2747.9	2126.8
62.5°	2164.6	2153.0	2205.4	2470.5	2828.3	2918.8	2990.0	2963.3	3025.0	2767.1	2089.9
65°	2253.4	2254.1	2338.8	2653.9	3075.5	3136.5	3142.6	3105.2	3093.9	2763.2	1965.2
67.5°	2373.6	2384.7	2525.9	2903.0	3316.0	3363.1	3362.6	3259.0	3144.2	2606.4	1688.5
70°	2500.6	2526.8	2741.6	3188.0	3578.5	3626.3	3601.7	3356.8	2960.5	2107.6	1195.0
72.5°	2479.3	2524.8	2861.5	3367.7	3767.1	3803.5	3643.7	3116.4	2339.9	1224.9	508.8
75°	1912.8	1965.4	2623.8	3189.6	3569.3	3536.6	3130.7	2425.0	1278.7	341.8	114.6
77.5°	1010.4	1038.5	1733.3	2429.9	2783.1	2714.7	2205.4	1345.3	389.8	84.6	51.5
80°	529.2	535.7	755.3	1378.7	1717.7	1718.2	1307.0	590.9	160.7	43.4	34.6
82.5°	283.4	289.0	399.1	637.0	900.0	815.8	500.5	325.1	93.5	24.6	33.2
85°	68.2	69.3	226.3	291.0	353.9	252.8	148.7	273.0	25.3	14.4	26.9
87.5°	26.2	26.7	83.9	125.9	90.2	58.4	69.6	101.8	3.2	5.6	4.2
90°	0.0	0.0	0.0	0.0	0.0	0.0	0.0	0.0	0.0	0.0	0.0



REPORT NUMBER: P385912
 CATALOG NUMBER: GWC-SA1C-730-U-SL4-HSS

CANDELA DISTRIBUTION (continued):

	90°	95°	105°	115°	125°	135°	145°	155°	165°	175°	180°
0°	1026.9	1026.9	1026.9	1026.9	1026.9	1026.9	1026.9	1026.9	1026.9	1026.9	1026.9
2.5°	1016.7	1010.6	995.8	977.0	960.3	948.3	930.2	918.3	910.5	910.2	907.2
5°	990.9	978.6	946.6	908.6	874.1	843.0	806.3	777.3	755.8	752.3	744.9
7.5°	963.3	943.2	894.0	834.6	776.7	717.7	649.3	606.9	570.5	553.1	551.2
10°	946.4	918.1	848.3	762.5	671.6	575.8	486.3	424.4	379.6	366.9	357.4
12.5°	942.9	905.6	813.1	694.8	564.9	438.3	339.3	273.4	237.7	226.3	223.3
15°	946.4	899.8	783.4	627.8	456.9	311.0	227.7	189.5	176.0	172.8	172.5
17.5°	948.5	892.8	749.8	553.3	352.0	222.2	174.4	163.3	161.2	160.9	161.4
20°	948.3	882.2	709.6	470.3	261.8	174.6	157.7	155.4	154.9	155.1	154.9
22.5°	946.6	869.6	665.6	384.7	197.8	156.1	150.5	149.1	148.9	148.9	148.9
25°	949.7	859.7	617.1	302.9	163.0	147.5	144.0	142.9	142.6	142.6	142.2
27.5°	960.6	854.1	564.0	233.1	147.3	139.8	137.1	136.8	136.1	135.9	136.4
30°	978.2	854.1	505.8	181.4	137.8	132.0	129.9	129.4	129.2	128.9	129.2
32.5°	1009.3	860.6	442.2	150.7	128.7	123.1	121.8	122.4	121.8	121.8	121.8
35°	1065.4	880.1	375.7	131.5	119.2	114.6	113.2	114.1	113.6	113.6	113.4
37.5°	1147.2	916.3	308.7	119.9	110.9	106.0	104.1	105.5	105.1	105.1	104.8
40°	1247.0	968.9	244.9	111.1	102.7	97.6	96.0	96.7	95.5	95.5	96.0
42.5°	1370.1	1035.7	189.2	102.5	94.6	89.7	88.8	88.1	86.0	84.9	85.1
45°	1506.9	1105.3	147.5	94.2	87.0	83.0	81.6	79.8	76.3	74.0	74.2
47.5°	1629.1	1158.8	119.9	86.0	80.0	77.0	74.9	71.4	66.3	63.5	63.8
50°	1693.4	1167.0	102.0	77.9	73.5	70.5	67.5	62.2	56.1	53.1	52.9
52.5°	1709.8	1128.9	88.8	70.5	67.0	63.5	59.6	52.4	45.7	42.4	42.0
55°	1715.9	1070.9	77.0	63.5	60.1	56.1	51.0	42.9	36.6	33.4	33.2
57.5°	1695.9	984.4	67.7	57.3	53.1	48.2	42.0	34.3	28.3	25.7	25.7
60°	1651.6	867.3	60.5	50.6	45.9	40.4	33.9	26.7	21.1	19.0	19.0
62.5°	1563.3	715.7	53.8	43.6	39.2	33.4	27.4	20.2	14.8	13.7	13.9
65°	1396.5	542.9	47.1	37.3	33.4	27.6	21.3	14.4	10.0	10.0	10.4
67.5°	1138.9	377.1	40.1	31.8	28.8	22.5	16.2	10.0	7.0	7.9	8.8
70°	753.9	211.5	34.3	26.2	24.6	17.9	12.1	6.7	5.6	7.4	9.0
72.5°	284.5	82.3	28.8	21.1	21.3	13.7	8.6	5.1	5.1	8.1	10.7
75°	79.3	40.4	20.6	15.5	16.7	10.0	6.3	4.4	4.9	9.3	12.5
77.5°	46.6	29.7	13.5	9.0	11.4	7.0	4.2	3.5	4.2	7.9	12.1
80°	37.6	15.8	7.9	4.6	6.3	3.9	2.8	2.1	1.2	3.0	6.3
82.5°	37.6	9.5	3.7	3.2	3.2	2.1	1.4	0.9	0.2	0.0	1.6
85°	25.3	3.9	2.3	2.1	1.6	0.7	0.5	0.2	0.0	0.0	0.0
87.5°	4.2	1.6	0.9	0.5	0.2	0.0	0.0	0.0	0.0	0.0	0.0
90°	0.0	0.0	0.0	0.0	0.0	0.0	0.0	0.0	0.0	0.0	0.0

Signify Classified - Internal
Cooper Lighting Solutions Photometric Lab
1121 Highway 74 South
Peachtree City, GA 30269

Scaled Data Report



Report Generated By 670245982

Signify Classified - Internal
Cooper Lighting Solutions Photometric Lab
1121 Highway 74 South
Peachtree City, GA 30269

Scaled Data Report



Signify Classified - Internal
Cooper Lighting Solutions Photometric Lab
1121 Highway 74 South
Peachtree City, GA 30269

Scaled Data Report



Signify Classified - Internal
Cooper Lighting Solutions Photometric Lab
1121 Highway 74 South
Peachtree City, GA 30269

Scaled Data Report





--- HS — SS

Signify Classified - Internal
Cooper Lighting Solutions Photometric Lab
1121 Highway 74 South
Peachtree City, GA 30269

Scaled Data Report



u

Signify Classified - Internal
Cooper Lighting Solutions Photometric Lab
1121 Highway 74 South
Peachtree City, GA 30269

Scaled Data Report



Signify Classified - Internal
Cooper Lighting Solutions Photometric Lab
1121 Highway 74 South
Peachtree City, GA 30269

Scaled Data Report



(END OF REPORT)